



TRAINING  
CONFERENCE  
& EXPO

FORT WORTH, TEXAS

August 5-7, 2026

# Speaker FAQs

**VIATC presentations should reflect the Institute's mission: delivering practical, experience-based knowledge that advances the field without commercial bias.**

## General Expectations

**Q: Is a technical paper required for all presentations?**

**A:** No. However, the VI strongly encourages presenters to write a technical paper. Speaking spots are provided with a preference for authors/presenters who submit technical papers for publication. Presentations without publication are accepted if slots are available.

**Q: What type of presentation is expected?**

**A:** All presentations must be **technical and educational**. Sales pitches are not allowed. Content should focus on real-world applications, case studies, or technical insights relevant to vibration analysis and reliability.

**Q: Can I include my company or product information?**

**A:** Limited branding is allowed:

- Company name/logo may appear on the **title or author slide**
- Avoid logos or promotional content in technical slides
- Product mentions should be strictly technical—not promotional

**For the full Presentation & Publication policy, click here: [https://www.vi-institute.org/wp-content/uploads/2026/03/CM-PY-001\\_Rev0-Presentation-Publication-Policy.pdf](https://www.vi-institute.org/wp-content/uploads/2026/03/CM-PY-001_Rev0-Presentation-Publication-Policy.pdf)**

## Presentation Logistics

**Q: How long is my session?**

**A:** Presentations are **45 or 60 minutes**.

Please plan your content to include time for audience Q&A within your allotted session time (typically reserving ~5–10 minutes for questions).

**Q: What format should my slides follow?**

**A:** Use the official **VIATC template**:

- VI colors and formatting preferred
- Clean, readable fonts (e.g., **Century Gothic / Calibri**)
- Avoid overly dense slides

**Q: When are slides due?**

**A:** Final slides are due by: **July 1, 2026** (This allows time for review and proceedings preparation.)

## Technical Setup

**Q: What AV equipment will be provided?**

**A:** Standard room setup includes:

- Projector/screen
- HDMI connection
- Clicker
- Microphone

**Q: Should I bring my own laptop?**

**A:** Yes, but please also submit slides in advance as backup.

## Content Guidelines

**Q: What makes a strong VIATC presentation?**

- A:**
- **Real case studies** or field data content
  - **Clear problem → analysis → solution flow**
  - **Lessons learned / takeaways**
  - **Practical relevance** for attendees

**Q: What should I avoid?**

- A:**
- Sales-heavy content
  - Overly theoretical material with no application
  - Excessive text or unreadable charts

## During the Conference

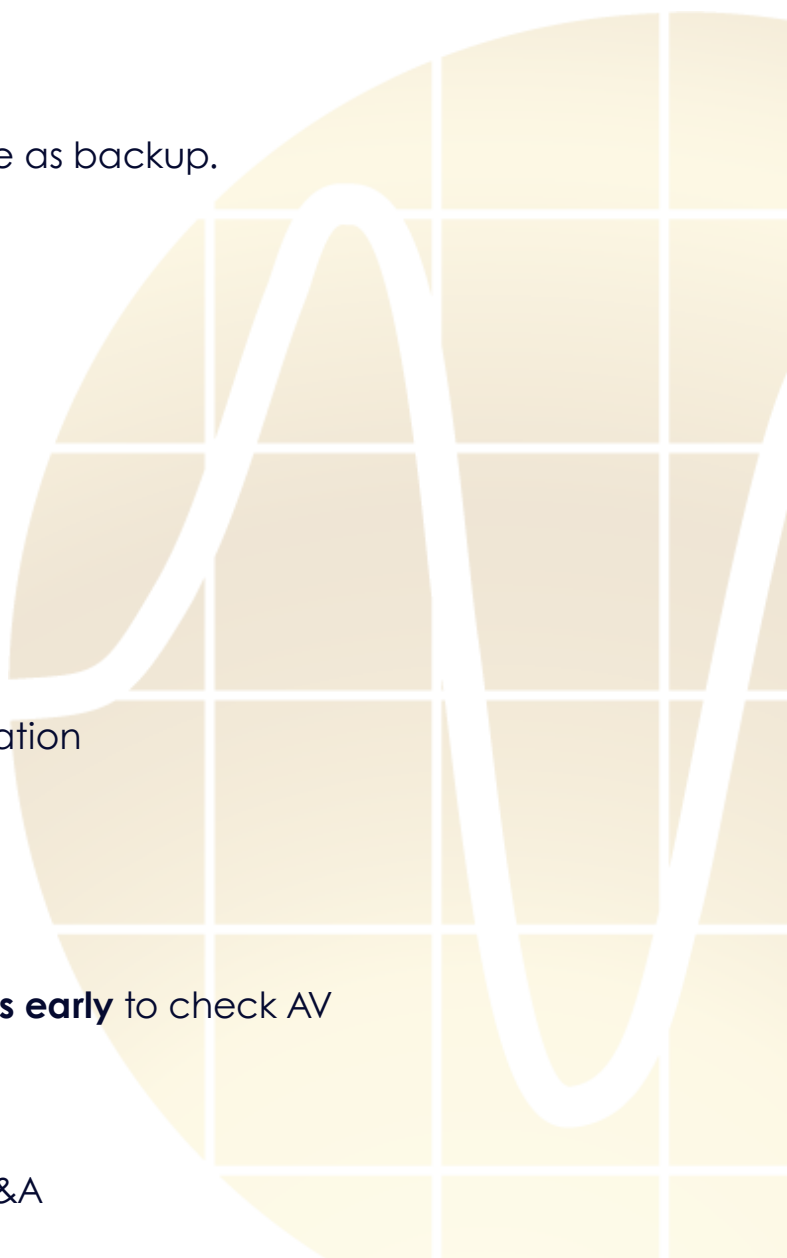
**Q: When should I arrive?**

**A:** Please arrive in your session room **10 minutes early** to check AV

**Q: Will there be a moderator?**

**A:** Yes, a session chair will:

- Introduce you
- Keep time
- Facilitate Q&A



## Recording & Proceedings

**Q: Will my session be recorded?**

**A:** Sessions are **not currently recorded**. If this changes, speakers will be notified in advance of the conference.

**Q: Will my paper/slides be published?**

**A:** Yes, materials may be included in conference proceedings or member resources.

## Travel & Registration

**Q: Is speaker registration included?**

**A:** Speakers will receive a discounted registration price: **\$875** (Wednesday – Friday Only) or **\$1115** (Full conference – including Tuesday pre-conference).

**Register here:** <https://vi-institute.member365.org/public/event/details/7fc95b6d6737f776f54c54035db9d3ed9574cc2d/1>

**Q: Are travel expenses covered?**

**A:** Travel expenses are not covered at this time. Be sure to register for the hotel by the deadline for the discounted group rate.

**Hotel Room Booking Link:** <https://www.marriott.com/event-reservations/reservation-link.mi?id=1743431455708&key=GRP&guestreslink2=true&app=resvlin>

## Support

**Q: Who do I contact with questions?**

**A:** • For Technical Program/Content related questions, please contact **Michael Titone** at:

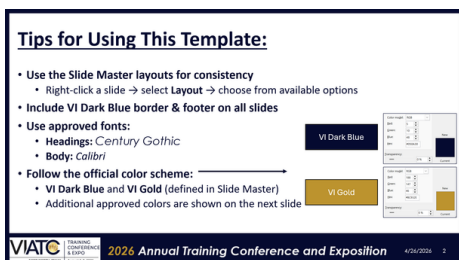
[mjtitone@yahoo.com](mailto:mjtitone@yahoo.com)

• For logistical, or **any other** questions, please contact **Lindsey Greene** at:

[lgreene@vi-institute.org](mailto:lgreene@vi-institute.org)

## Additional Resources:

[VIATC 2026 PowerPoint Template.pptx](#)




**Tips for Using This Template:**

- Use the Slide Master layouts for consistency
  - Right-click a slide → select Layout → choose from available options
- Include VI Dark Blue border & footer on all slides
- Use approved fonts:
  - Headings: Century Gothic
  - Body: Calibri
- Follow the official color scheme:
  - VI Dark Blue and VI Gold (defined in Slide Master)
  - Additional approved colors are shown on the next slide

# Ulhova


## Speaker Guide



**VIATC** TRAINING CONFERENCE & EXPO  
FORT WORTH, TEXAS | August 5-7, 2026

Type Title Here  
14 Pt Times New Roman Bold

Author's Name  
Author's Title & Company Affiliation  
Email address (not required)

 Type Author's Name here in 12 Pt Italic Times New Roman. Place a good quality photo of Author or full head mirror of his replacing the photo that is included. Size of photo should be 1" wide by no more than 1.5" deep. If multiple authors are listed provide the photo and line with space between paragraphs.

**Abstract (Headings are in bold font, 14 pt)**

Use one line for spacing between section title and text. Type the Abstract Here in 12 pt Times New Roman font with left hand justification. Supply one space between the end of the bio photo and the start of the Abstract.

Type the 2<sup>nd</sup> Paragraph of the Abstract Here (if needed) in 12 pt Times New Roman font with left hand justification. Supply one space between paragraphs. Repeat as necessary.

**Key Words:** Put key words here in 12 pt New Roman in alphabetical order. Place a comma between each key word. Start the 1<sup>st</sup> key word after Key Words.

**Section 1 Title (Numbered sections are optional, as is Section 1 Title) in Times New Roman 14 pt bold**

Type Here in 12 pt New Roman with left hand justification. These paragraphs should be single spaced.

Type the 2<sup>nd</sup> Paragraph of the Section Here in 12 pt Times New Roman font with left hand justification. Supply one space between paragraphs. Repeat as necessary.

© 2026 The Vibration Institute All Rights Reserved

[VIATC Paper Template 2026 - Revision 0](#)